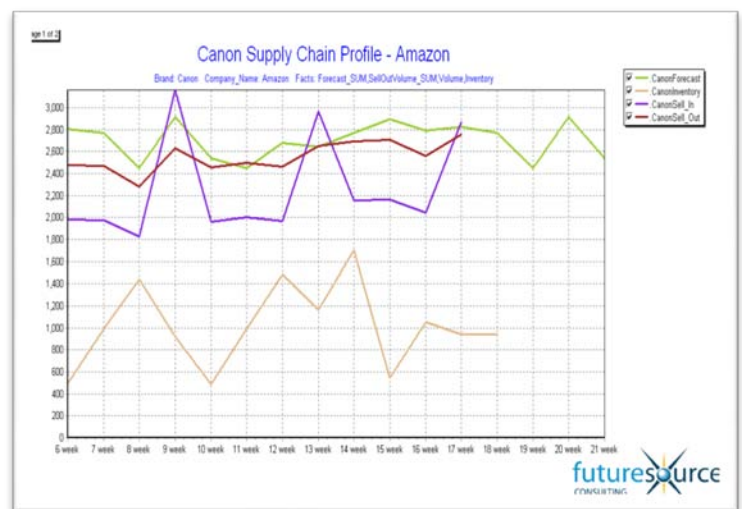
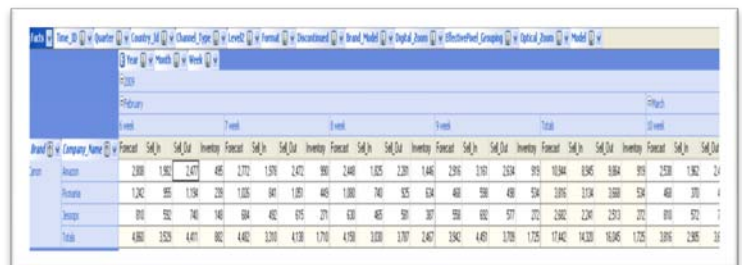


“ I have fantastic data in my company systems, but no information! ”

“I have detailed data on shipments, sales out, inventory, production, forecasts and pricing. If there was a way to get this huge amount of data easily into one system I could use it to make better and quicker business decisions.”

Is this familiar to you? Then you are not alone, nearly every company faces the same issues and for some reason there has been no simple fix - until now. For the last 15 years Futuresource has been coding and mapping together millions of shipment and pricing data records from different datasets, presenting them simply and quickly in table and graphical formats.

Brand	Company	Name	Forecast	Sell Out	Inventory	Forecast	Sell Out	Inventory	Forecast	Sell Out	Inventory	Forecast	Sell Out	Inventory	Forecast	Sell Out	Inventory								
Canon			2,800	1,900	2,470	485	1,770	1,970	2,470	990	2,440	1,535	2,330	1,440	2,916	1,191	2,534	919	10,944	8,945	9,884	919	2,530	1,962	2,4
Pixars			1,242	895	1,154	220	1,025	941	1,301	445	1,000	740	935	634	461	598	459	534	2,016	1,134	1,660	524	460	370	4
Jeeps			810	592	740	146	604	492	615	271	630	465	501	301	560	602	571	272	2,302	2,240	2,913	270	810	572	7
Total			4,850	3,529	4,411	862	4,402	3,310	4,110	1,710	4,150	3,110	3,707	2,477	3,942	4,401	3,769	1,725	17,442	14,320	16,345	1,725	3,816	2,965	11

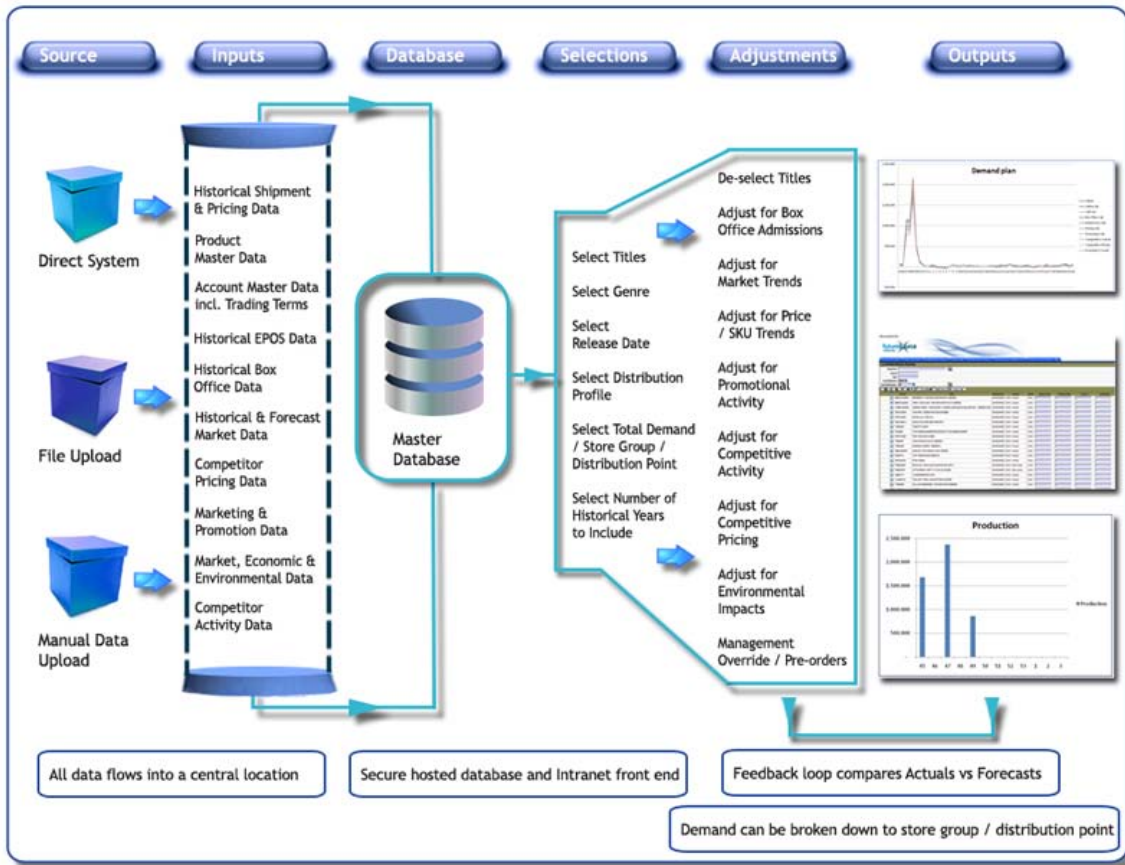


KPI tracking

Email alerts

Data change alerts

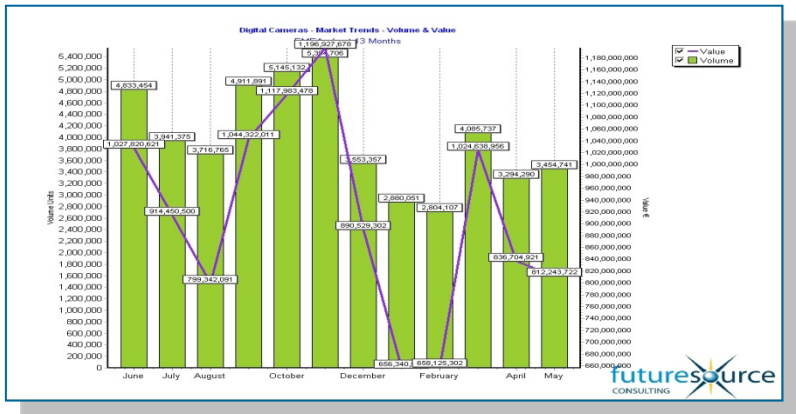
This same system can be used to import all your data sources and map them together using product ID codes, allowing you to produce automated reports highlighting changing market conditions that you need to react to.



We already have over 200 electronics hardware companies using our systems and will be happy to demonstrate what we have done.

The key benefits of our supply chain management systems

- Totally customisable
- Totally scalable
- Almost no involvement from IT departments necessary
- Software interface is so simple to use hardly any training and support is needed
- The combined data sources can be linked to automated charting for your regular reports
- Conditional formatting on the data can deliver alerts by the dashboard or via e-mail alerts
- Low-cost solution



We would like to demonstrate these benefits to you



Get in touch

Tony Bicknell Futuresource Consulting
 E: tony.bicknell@futuresource-hq.com

T: +44 (0) 1582 500 158

www.futuresource-consulting.com